



## SINGLE RJ45 CONNECTOR MODULE WITH 10/100 BASE-TX MAGNETICS AND LEDS

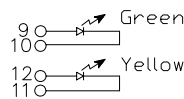
**P/N: J1B121ZCF**

### Feature

- Suitable for CAT 5 & 6 Fast Ethernet Cable or better UTP.
- Meets or exceeds IEEE 802.3 standard for 100 Base-T.
- 350  $\mu$ H minimum OCL with 8 mA bias current.
- Minimum 1500 Vrms isolation per IEEE 802.3 requirement.
- All materials are RoHS and UL94-V0 compliant.
- RoHS peak solder rating 260°C.
- Meet EN60950-1 basic insulation requirement.
- Recommended panel



Part Number	9,10 (Left Led)	11,12 (Right Led)
2	Green	Yellow



Electrical Specifications @ 25°C							
Part Number	Turns Ratio ( $\pm 5\%$ )		Insertion Loss (dB Max)	Return Loss 100 $\Omega \pm 5\Omega$ (dB Typ)			
	TX	RX		1-10MHz	10-30MHz	30-60MHz	60-80MHz
J1B121ZCF	1CT : 1CT	1CT : 1CT	-1.15	-20	-16	-12	-10

Electrical Specifications @ 25°C						
Part Number	Crosstalk (dB Typ)			Common Mode Rejection (dB Typ)		HI-POT (Vrms)
	1-30MHz	30-60MHz	60-100MHz	1-50MHz	50-150MHz	@60MHz/1Min
J1B121ZCF	-40	-35	-30	-30	-20	1500

RJ45 Durability Testing Rating & Material Specification				
Part Number	Durability	Mating Force	Shield	
			Material	Finish
J1B121ZCF	750 Insertions	5 lbs./2.268 kgs.	Brass	10-20m inches Nickel over

RJ45 Material Specification				
Part Number	Contact		Housing	
	Material	Plating Area	Material	Specification
J1B121ZCF	Phosphor Brass	10-20m inches Nickel over selective gold plating 6 $\mu$ inches	Thermoplastic	UL 94 V-0

\* Operating temperature range: 0°C to +70°C. Storage temperature range: -25°C to +125°C.

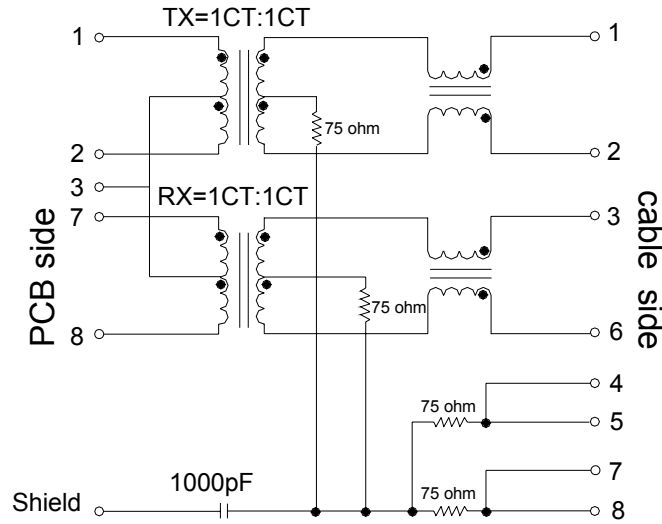
<b>Tel:+86-20-81803473</b>	<b>Fax:+86-20-81544967</b>
<b>E-mail:sales@ceetus.com.cn</b>	<b>Website:www.ceetus.com.cn</b>



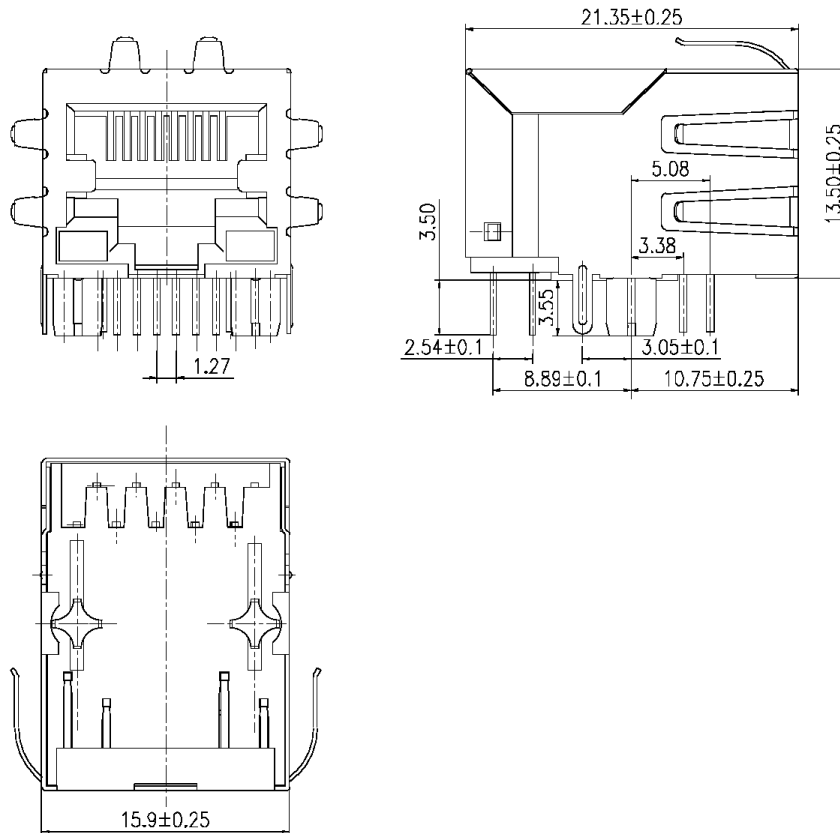
## SINGLE RJ45 CONNECTOR MODULE WITH 10/100 BASE-TX MAGNETICS AND LEDS

P/N: J1B121ZCF

### Schematic



### Mechanical



Units: mm.

Tolerance: ±0.25 unless specified.

Tel:+86-20-81803473

Fax:+86-20-81544967

E-mail:sales@ceetus.com.cn

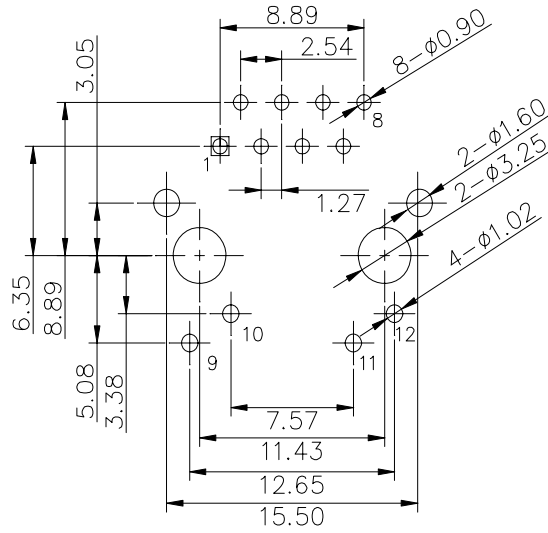
Website:www.ceetus.com.cn



## SINGLE RJ45 CONNECTOR MODULE WITH 10/100 BASE-TX MAGNETICS AND LEDS

P/N: J1B121ZCF

### PCB Layout Mounting Hole (Top View)



### NOTE:

Datasheet Change History:

V0	Datasheet Set Up

Tel:+86-20-81803473	Fax:+86-20-81544967
E-mail:sales@ceetus.com.cn	Website:www.ceetus.com.cn